


PACE SERIES SOLENOID VALVES



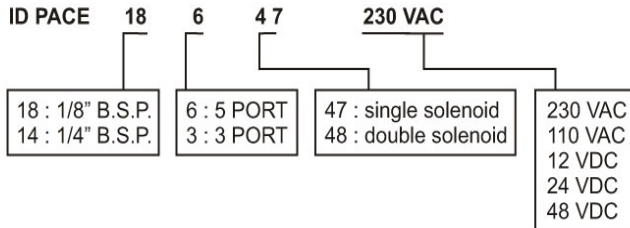
SPECIFICATION

MODEL	PACE
TYPE OF MECHANISM	SPOOL
NO. OF PORTS	5 PORT / 3 PORT
TYPE OF VALVE	SINGLE / DOUBLE SOLENOID
CONNECTION SIZE	1/8" / 1/4"
WORKING PRESSURE	1.5 - 8 Kgf / cm ²
PROOF PRESSURE	10.5 kgf / cm ²
VOLTAGE	12 / 24 / 48 VDC / 110 / 230 VAC
POWER CONSUMPTION	AC - 6/4.9 VA DC - 2.5 WATTS
RESPONSE TIME	50 ms
ISOLATED GRADE	F CLASS
MATERIAL OF CONSTRUCTION	Aluminium, Perbunan, Steel
MEDIUM	COMPRESSED AIR
TYPE OF COIL PROTECTION	IP 65

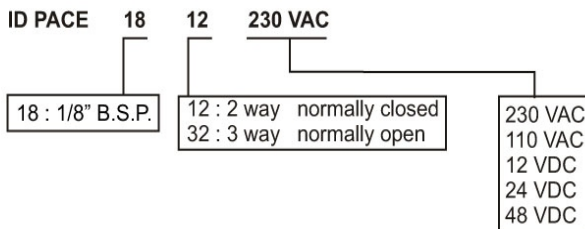


• ORDER EXAMPLE

~ SPOOL VALVE



~ DIRECT ACTING VALVE



For dimensions and mounting details of gang assemblies consult factory